Bofill

La tranquilidad de confiar en
quien te da seguridad

TUBERÍA PARA SIMPLE PARED
PIPE FOR SIMPLE WALL

www.bofill.es

Bofill

La tranquilidad de confiar en
quien te da seguridad

TUBERÍA SIMPLE PARED

PIPE SIMPLE WALL

Indice
Index

Tubería acero inoxidable 80>300 6
Stainless steel pipes 80>300
Tubería acero inoxidable industrial 350>700 20
Stainless steel industrial pipes 350>700
Tubería chapa galvanizada de 0,5 y 0,8 mm. 26
Galvanized pipes
Tubería vitrificada a 900º 38
Vitrified black pipes

Bofill

La tranquilidad de confiar en
quien te da seguridad

Tubería acero inoxidable

Stainless steel pipes

Bofill

La tranquilidad de confiar en
quien te da seguridad

Ficha Técnica Serie 200 80>300

Technical data serie 200 80>300

Tubería modular acero inoxidable simple pared serie 200 de 80-300

Sistema de chimenea modular de simple pared, soldada en su longitud a testa por Tig, que garantiza su estanqueidad, la pérdida de carga en su interior es prácticamente nula, ideal para instalaciones de combustibles líquidos y sólidos.

Instalación

Con este nuevo sistema de unión macho/hembra, se consigue una ajustada unión de los elementos entre si, con lo que se obtiene una perfecta instalación tanto para tramos verticales como inclinados. Como opción, permite montar la brida de seguridad BRIUE entre los módulos.

Aplicaciones

Evacuación de humos aparatos combustibles sólidos y líquidos.
Evacuación de humos aparatos a gas, en este caso es necesario instalar la junta de silicona.
Evacuación aires viciados, humos de cocina y campanas extractores.

Características generales

Diámetro:
80-100-110-120-125-130-140-150-160-175-180-200-250-300
Material: Acero inoxidable AISI 304 BA (EN 14301) - AISI 316L (14404).
Tipo unión: Macho / hembra (Brida de seguridad opcional BRIUE).

Certificados y Designaciones en diámetro 80 a 300:

Producto certificado CE y N de AENOR, según norma UNE-EN 1856-1:2004/1M:2005

Chimenea modular metálica 0099/CPD/A71/0048
T450-N1-D-Vm-L20040-O-60
T450-N1-D-Vm-L20050-O-60
T450-N1-D-V2-L50040-O-60
T450-N1-D-V2-L50050-O-60
T250-P1-W-Vm-L20040-O40
T250-P1-W-Vm-L20050-040
T250-P1-W-V2-L50040-O40
T250-P1-W-V2-L50050-O40

Conducto interior rígido 0099/CPD/A71/0046
T450-N1-D-Vm-L20040-G
T450-N1-D-Vm-L20050-G
T450-N1-D-V2-L50040-G
T450-N1-D-V2-L50050-G
T200-P2-W-Vm-L20040-O
T200-P2-W-Vm-L20050-O
T200-P2-W-Vm-L50040-O
T200-P2-W-Vm-L50050-O

Conducto horizontal de unión con la caldera 0099/CPD/A71/0047
T450-N1-D-Vm-L20040-G-600
T450-N1-D-Vm-L20050-G-600
T450-N1-D-V2-L50040-G-600
T450-N1-D-V2-L50050-G-600
T200-P2-W-Vm-L20040-O40
T200-P2-W-Vm-L20050-O40
T200-P2-W-Vm-L50040-O40
T200-P2-W-Vm-L50050-O40

Area de aplicación: Combustibles sólidos y líquidos.

Series 200 single-wall modular 80-300 stainless steel pipe

Single-wall modular chimney system, TIG butt-welded along its length, guaranteeing leaktightness, and negligible interior head loss, ideal for liquid and solid fuel installations.

Installation

The new male/female joint system ensures a tight connection between sections, enabling perfect installation of both vertical and inclined pipe sections. Optionally, a BRIUE safety flange may be fitted between modules.

Applications

Exhaust of solid- or liquid-fuelled appliances.
Removal of foul gases, cooking and extractor hood fumes.
Advisable with board of silicone.

General features

Diameter:
80-100-110-120-125-130-140-150-160-175-180-200-250-300
Material: AISI 304 BA (EN 14301) - AISI 316L (14404) stainless steel.
Joint type: Male/female (Optional BRIUE safety flange).

Certifications and Denominations for diameter 80 through 300:

CE *and* N *AENOR ccertified product compliant with UNE-EN 1856-1:2004/1M:2005*

Modular metal chimney 0099/CPD/A71/0048
T450-N1-D-Vm-L20040-O-60
T450-N1-D-Vm-L20050-O-60
T450-N1-D-V2-L50040-O-60
T450-N1-D-V2-L50050-O-60
T250-P1-W-Vm-L20040-O40
T250-P1-W-Vm-L20050-040
T250-P1-W-V2-L50040-O40
T250-P1-W-V2-L50050-O40

Rigid inner tube 0099/CPD/A71/0046
T450-N1-D-Vm-L20040-G
T450-N1-D-Vm-L20050-G
T450-N1-D-V2-L50040-G
T450-N1-D-V2-L50050-G
T200-P2-W-Vm-L20040-O
T200-P2-W-Vm-L20050-O
T200-P2-W-Vm-L50040-O
T200-P2-W-Vm-L50050-O

Horizontal tube connecting with boiler 0099/CPD/A71/0047
T450-N1-D-Vm-L20040-G-600
T450-N1-D-Vm-L20050-G-600
T450-N1-D-V2-L50040-G-600
T450-N1-D-V2-L50050-G-600
T200-P2-W-Vm-L20040-O40
T200-P2-W-Vm-L20050-O40
T200-P2-W-Vm-L50040-O40
T200-P2-W-Vm-L50050-O40

Application scope: *Solid and liquid fuels.*

Bofill

TUBERÍA ACERO INOXIDABLE AISI-304 SIMPLE PARED Serie 200

AISI-304 STAINLESS STEEL PIPES Series 200

Tubos lisos / **TI -TI 500-TI 250**

Smooth pipe / TI -TI 500-TI 250

Ø	80	100	110	120	125	130	140	150	160	175	180	200	250	300
A	79	99	109	119	124	129	139	149	159	174	179	199	249	299
B	80	100	110	120	125	130	140	150	160	175	180	200	250	300
C	938 / 438 / 188													

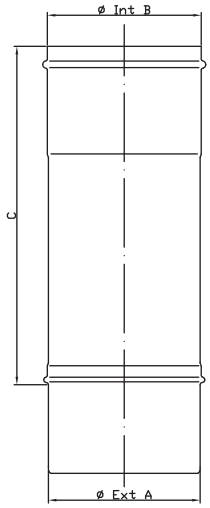

Codos / **CI45º** 80-300

Elbow / CI45º 80-300

Ø	80	100	110	120	125	130	140	150	160	175	180	200	250	300
A	79	99	109	119	124	129	139	149	159	174	179	199	249	299
B	80	100	110	120	125	130	140	150	160	175	180	200	250	300
C	72	75	79	77	78	79	80	82	83	85	86	89	96	104
D	113	120	126	127	129	131	134	138	141	147	148	155	173	191

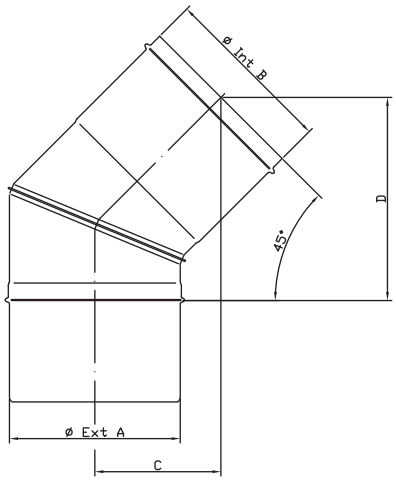

Codos / **CI90º** 80-300

Elbow / CI90º 80-300

Ø	80	100	110	120	125	130	140	150	160	175	180	200	250	300
A	79	99	109	119	124	129	139	149	159	174	179	199	249	299
B	80	100	110	120	125	130	140	150	160	175	180	200	250	300
C	151	161	166	171	173	176	181	186	191	198	201	211	236	261
D	93	103	108	113	115	118	121	128	133	140	143	153	178	203

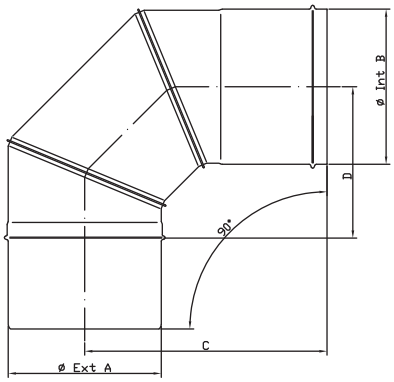

TUBERÍA ACERO INOXIDABLE AISI-304 SIMPLE PARED Serie 200

AISI-304 STAINLESS STEEL PIPES Series 200

Codo Giratorio / **CGI**

Revolving Elbow / CGI

Ø	80	100	120	130	150	180	200
A	80	100	120	130	150	180	200
B	79	99	119	129	149	179	199
C	166	176	187	192	195	195	234
D	112	121	133	138	117	138	281
E	244	257	276	288	269	281	333

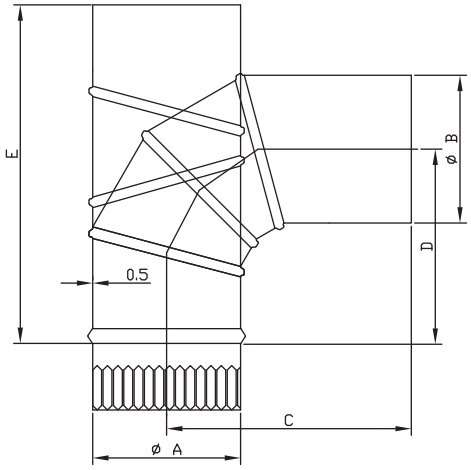

Purga / **PRSP**

Water drain / PRSP

Ø	80	100	110	120	125	130	140	150	160	175	180	200	250	300
B	80	100	110	120	125	130	140	150	160	175	180	200	250	300

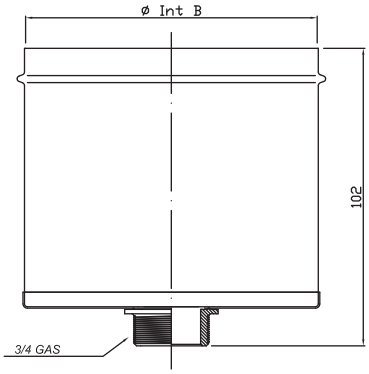

Tapones / **TAPI**

Plug / TAPI

Ø	80	100	110	120	125	130	140	150	160	175	180	200	250	300
B	80	100	110	120	125	130	140	150	160	175	180	200	250	300

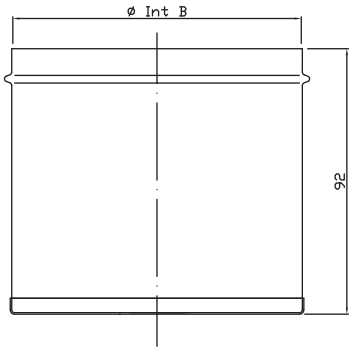

Bofill

TUBERÍA ACERO INOXIDABLE AISI-304 SIMPLE PARED Serie 200

AISI-304 STAINLESS STEEL PIPES Series 200

T con tapón / **TTI 90º**

T-with top / TTI 90º

Ø	80	100	110	120	125	130	140	150	160	175	180	200	250	300
B	80	100	110	120	125	130	140	150	160	175	180	200	250	300
C	287	297	317	328	328	360	360	360	360	372	407	407	457	527
D	130	140	145	150	152,5	155	160	165	170	177,5	180	190	215	240
E	125,8	130,8	140,8	146,3	146,3	162,5	162,5	162,5	162,5	168,2	185,8	185,8	210,8	245,8

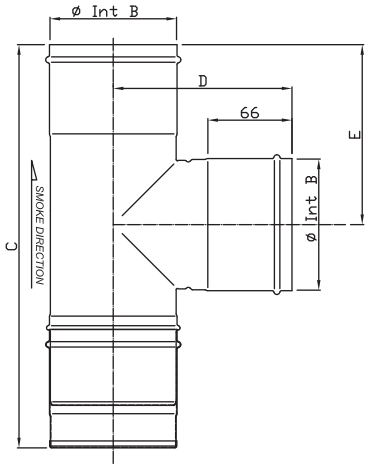

T con tapón/ **TTI 45º**

T-with top / TTI 45º

Ø	80	100	110	120	125	130	140	150	160	175	180	200	250	300
B	80	100	110	120	125	130	140	150	160	175	180	200	250	300
C	331	358	372	386	386	393	414	429	443	464	471	499	570	641
D	156	173	181	190	194	198	207	216	224	237	241	258	301	344
E	263	284	294	305	310	315	326	337	347	363	368	390	443	496

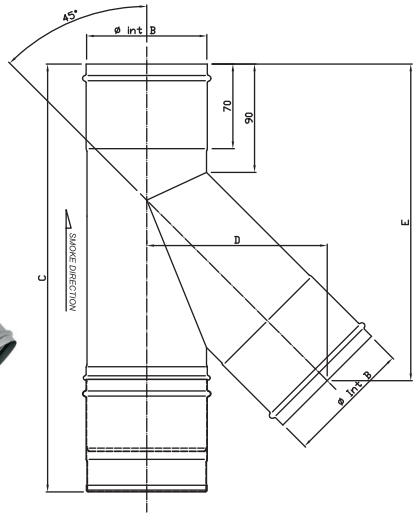

T - macho macho / **TMM 90º**

T-male male / TMM 90º

	Ø	80	100	110	120	125	130	140	150	160	175	180	200	250	300
Ext	**A**	79,34	99,39	109,26	119,28	124,22	129,31	139,34	149,36	159,23	174,35	179,29	199,34	249,31	299,29
Int	**B**	79,94	99,99	109,86	119,88	124,82	129,91	139,94	149,96	159,83	174,95	179,89	199,94	249,91	299,89
	B	197	207	227	238	238	270	270	270	270	282	317	317	367	437
	C	70	80	85	90	92,5	95	100	105	110	117,5	120	130	155	180
	D	125,8	130,8	140,8	146,3	146,3	162,5	162,5	162,5	162,5	168,2	185,8	185,8	210,8	245,8
	E	252	262	282	293	293	328	328	328	328	336,5	371,5	371,5	421,5	492

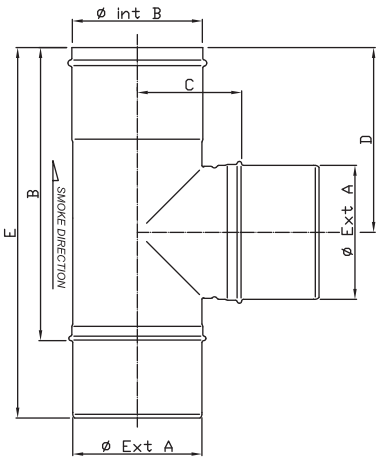

TUBERÍA ACERO INOXIDABLE AISI-304 SIMPLE PARED Serie 200

AISI-304 STAINLESS STEEL PIPES Series 200

T - macho macho / **TMM 45º**

T-male male / TMM 45º

Ø	80	100	110	120	125	130	140	150	160	175	180	200	250	300
A	79	99	109	119	124	129	139	149	159	174	179	199	249	299
B	80	100	110	120	125	130	140	150	160	175	180	200	250	300
C	295	322	336	350	357	364	378	393	407	428	435	463	534	605
D	115	132	141	150	154	158	167	175	184	196	201	218	260	303
E	219	241	251	162	267	272	283	294	304	320	325	346	400	453

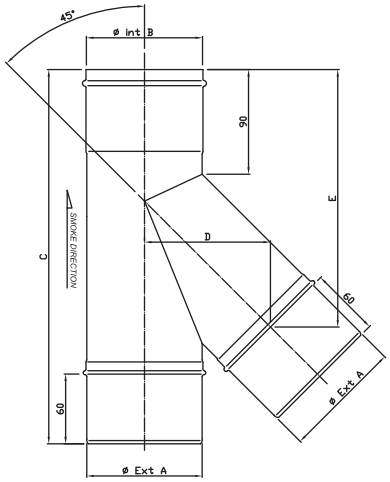

Tubo Inspección / **TIN**

Inspection pipe / TIN

Ø	80	100	120	130	140	150	180	200	250	300
A	79	99	119	129	139	149	179	199	249	299
B	80	100	120	130	140	150	180	200	250	300
C	197	207	238	270	270	270	317	317	367	437
D	125,8	130,8	146,3	162,5	162,5	162,5	185,8	185,8	210,8	245,8
E	252	262	293	328	328	328	371,5	371,5	421,5	492

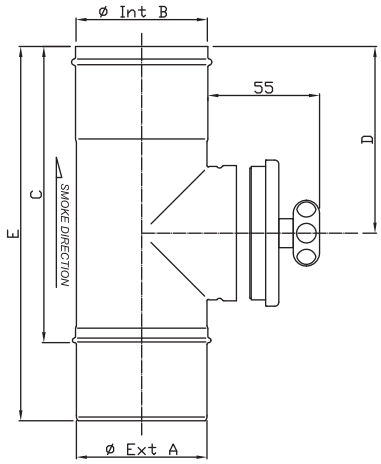

Sombrete / **BI**

Cap / BI

Atención: Es imprescindible instalar con Brida de seguridad BRIUE
Attention: It is essential to install with Bridle of security BRIUE

Ø	100	110	120	125	130	150	175	180	200	250	300
A	99	109	119	124	129	149	174	179	199	249	299
B	175	180	183	183	183	205	225	225	240	265	300
C	195	215	245	245	245	300	350	350	400	500	600
D	117	122	125	125	125	147	167	167	182	207	242

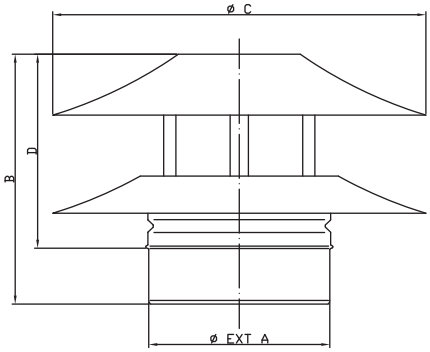

Sombrete / **BEXI**
Cap / BEXI

	A		B	C
	Min.	Max.		
BEXI nº 1	80	100	200	180
BEXI nº 2	110	130	245	195
BEXI nº 3	140	160	300	200
BEXI nº 4	175	200	350	210

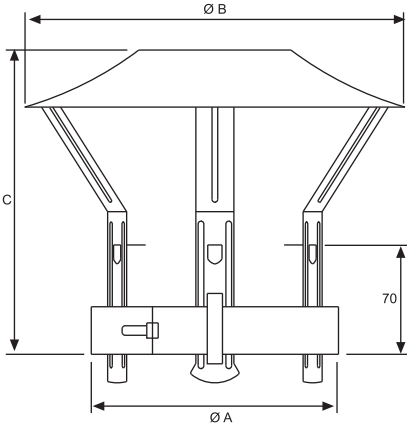

Sombrete / **SA**
Cap / SA

Atención: Es imprescindible instalar con Brida de seguridad BRIUE
Attention: It is essential to install with Bridle of security BRIUE

Ø	80	100	110	120	125	130	140	150	160	175	180	200	250	300
A	79	99	109	119	124	129	139	149	159	174	179	199	249	299
B	120	130	130	140	140	150	150	160	160	160	180	190	220	250
C	04												05	
D	180	200	210	220	220	230	240	250	260	260	280	300	400	450

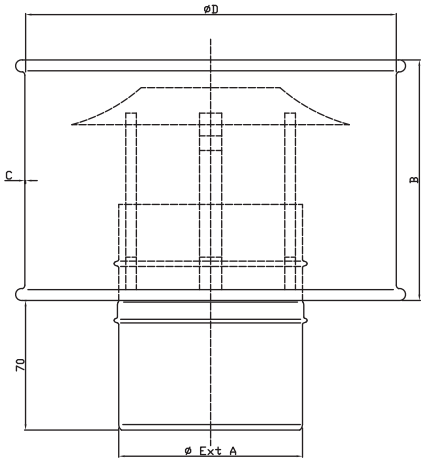

Sombrete / **BEI**
Cap / BEI

Atención: Solo para combustibles líquidos y gas.
No apto para vientos superiores a 60 km./h
Attention: Alone for liquid fuels and gas.
Not suitable for winds superior to 60 km./h

Atención: Es imprescindible instalar con Brida de seguridad BRIUE
Attention: It is essential to install with Bridle of security BRIUE

Ø	100	110	120	125	130	150	175	180	200	250	300
A	99	109	119	124	129	149	174	179	199	249	299
B	180	210	180	205	205	218	245	245	265	316	360
C	275	300	276	300	300	300	325	325	330	335	360



TUBERÍA ACERO INOXIDABLE AISI-304 SIMPLE PARED Serie 200

AISI-304 STAINLESS STEEL PIPES Series 200

Brida / **AI**

Clamp / AI

Ø	80	100	110	120	125	130	150	175	180	200	250	300
A	80	100	110	120	125	130	150	175	180	200	250	300

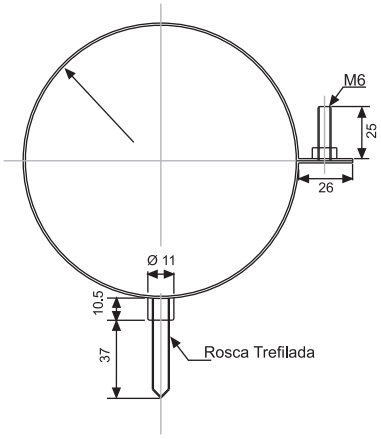

Brida / **BMGE** (Fachadas Exteriores)

Clamp / BMGE

Ø	80	100	110	120	125	130	140	150	160	175	180	200	250	300
A	60	70	75	80	82	85	90	95	100	107	110	120	144	169
B	152	172	182	192	197	202	212	222	232	247	252	272	322	372
C	80	100	110	120	125	130	140	150	160	175	180	200	250	300
D	30						40							
E min	70	80	85	90	93	95	100	105	110	118	120	130	155	180
E max	105	127	138	143	146	148	153	158	163	171	173	183	208	233

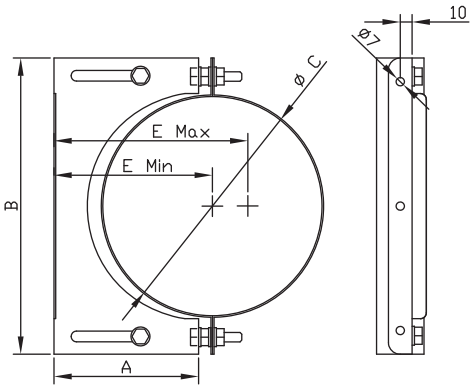

Brida / **BMG** (Instalaciones interiores)

Clamp / BMG

Ø	80	100	110	120	125	130	150	175	180	200	250	300
A	150	170	180	190	195	200	220	245	250	270	320	370
B	60	70	80	80	85	85	95	110	110	120	145	170
C	80	100	110	120	125	130	150	175	180	200	250	300
D	9											
E	102.5	105	115	140	165							
F	110	130	130	150	155	120	140	205	210	230	280	330
G	20	25	20	40								



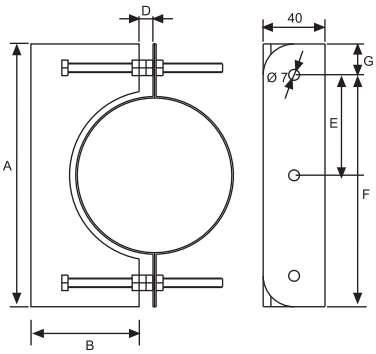

Bofill

TUBERÍA ACERO INOXIDABLE AISI-304 SIMPLE PARED Serie 200

AISI-304 STAINLESS STEEL PIPES Series 200

Bridas unión / **BRIUE**

Union clamp / BRIUE

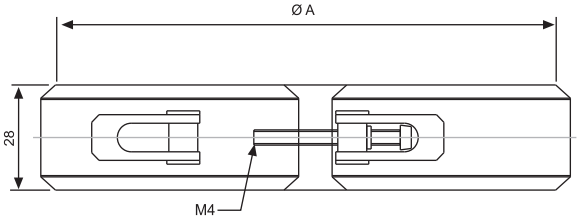

Ø	80	100	110	120	125	130	150	175	180	200	250	300	350	400	500	550	600	650	700
A	80	100	110	120	125	130	150	175	180	200	250	300	350	400	500	550	600	650	700

Soporte mural / **SMSP**

Mural support / SMSP

Ø	80	100	110	120	125	130	140	150	160	175	180	200	250	300
A	79	99	109	119	124	129	139	149	159	174	179	199	249	299
B	80	100	110	120	125	130	140	150	160	175	180	200	250	300
C	222	242	253	263	268	273	283	293	303	318	323	343	393	443
D	295	321	334	357	353	369	384	394	409	419	409	429	514	579
E	144	164	174	184	189	194	204	214	224	239	244	264	314	364
F	235	261	274	288	293	300	315	325	340	359	365	391	456	521
G min	32													
G max	65	65	65	67	67	72	72	72	85	85	85	85	85	85

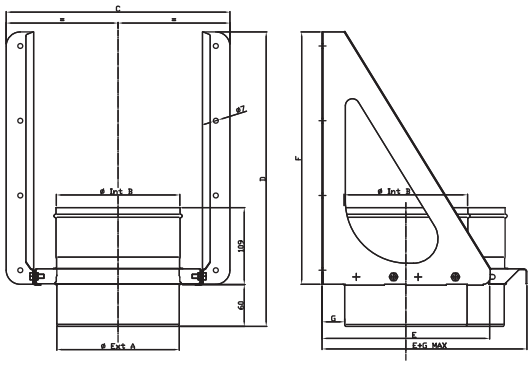

Manguito hembra / **MHI**

Sleeve female / MHI

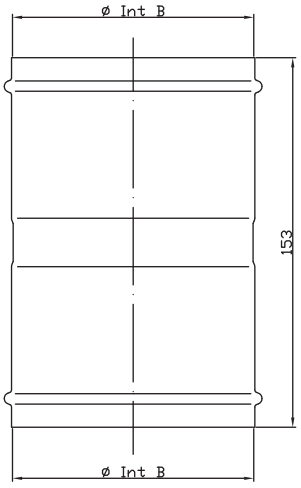

Ø	80	100	110	120	125	130	140	150	160	175	180	200	250	300
B	80	100	110	120	125	130	140	150	160	175	180	200	250	300

TUBERÍA ACERO INOXIDABLE AISI-304 SIMPLE PARED Serie 200

AISI-304 STAINLESS STEEL PIPES Series 200

Manguito macho / **MMI**

Sleeve male / MMI

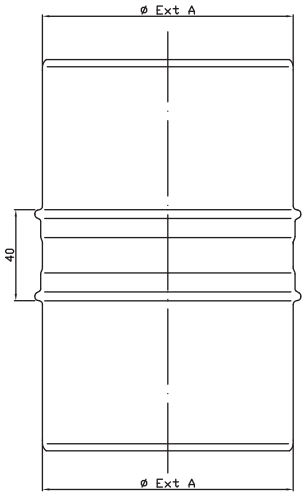

Ø	80	100	110	120	125	130	140	150	160	175	180	200	250	300
A	79	99	109	119	124	129	139	149	159	174	179	199	249	299

Reducciones / **RI**

Reducer / RI

Ø	A	B	C	D	E
110-100	110	100	65	65	135
120-100	120	100	65	65	150
125-100	125	100	70	70	175
150-125	150	125	70	70	175
150-130	150	130	70	70	175
150-140	150	140	65	65	140
175-150	175	150	70	70	175
200-150	200	150	70	70	200
200-175	200	175	70	70	175
200-180	200	180	70	70	180
250-200	250	200	70	70	200

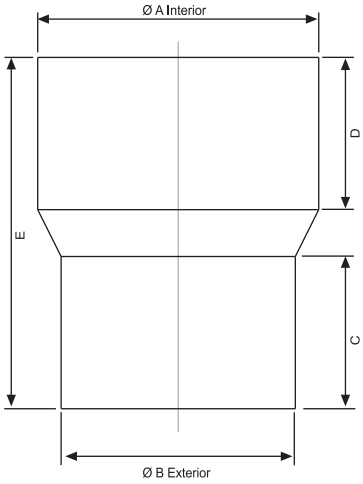

Cubreaguas / **CGP**

Chimney sleeve / CGP

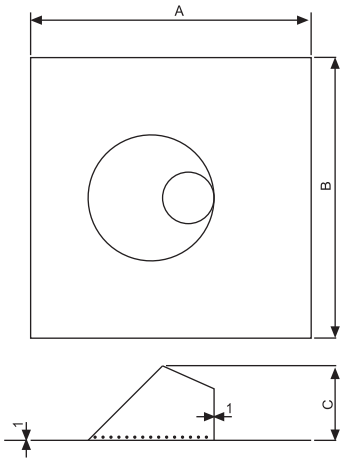

Ø	80	100	110	120	125	130	150	175	180	200	250	300
A	490	492	510	492	600	600	630	680	680	700	860	930
B	490	492	500	492	520	520	550	640	640	620	750	810
C	130	137	136	145	152	152	159	172	172	181	203	226

Bofill

TUBERÍA ACERO INOXIDABLE AISI-304 SIMPLE PARED Serie 200

AISI-304 STAINLESS STEEL PIPES Series 200

Embellecedor / **VIG**

Ornamenter / VIG



Ø	80	100	110	120	125	130	150	175	180	200	250	300
A	80	100	110	120	125	130	150	175	180	200	250	300
B	200	220	230	240	245	250	270	295	300	320	370	420
C	20	30	32.5	35	40	42	44	45				

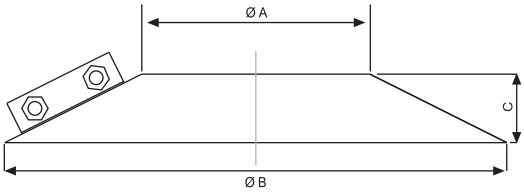

Adaptador Lisflex / **ALIS**

Lisflex adapter / ALIS

Adaptador tubo serie 200 a tubo Lisflex
Series 200 pipe adaptor to Lisflex pipe

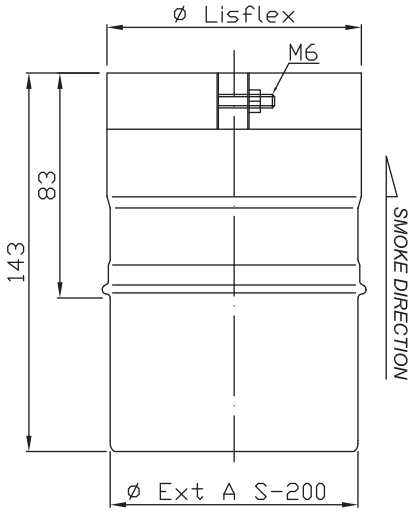

Ø	80	100	110	120	125	130	140	150	160	175	180	200	250	300
A	79	99	109	119	124	129	139	149	159	174	179	199	249	299

ASD

ASD

Adaptador tubo serie 200 a tubo Doble Pared Bofill
Series 200 pipe adaptor to Bofill Double Pared pipe

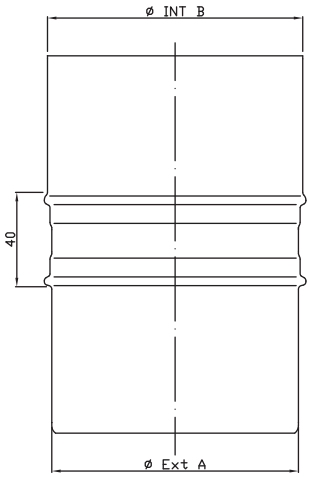

Ø	80	125	150	175	200	250	300
A	79	124	149	174	199	249	299
B	82	127	127	177	202	252	302

TUBERÍA ACERO INOXIDABLE AISI-304 SIMPLE PARED Serie 200

AISI-304 STAINLESS STEEL PIPES Series 200

Tubo Extensible Inox / **TEI**

Extensible Inox pipe TEI

Ø	80	100	110	120	125	130	140	150	160	175	180	200	250	300
A	79	99	109	119	124	129	139	149	159	174	179	199	249	299
B	80	100	110	120	125	130	140	150	160	175	180	200	250	300

Composición 1:
TEI

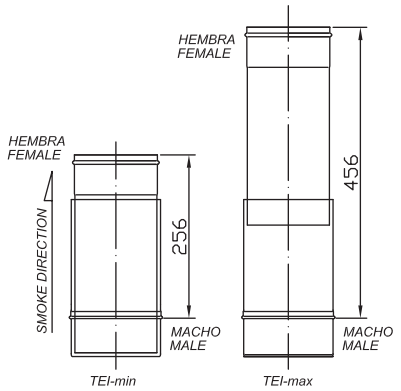

Composición 2:
TI 250 + TEI

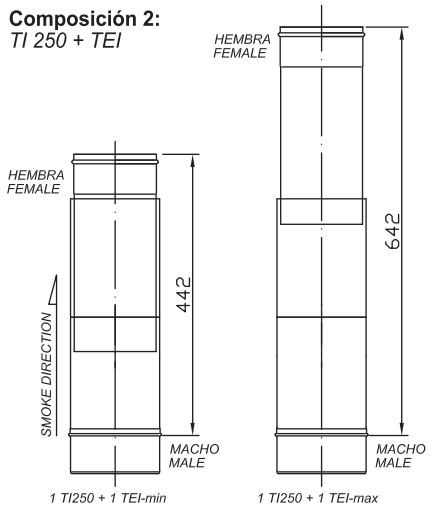

Composición 3:
2 TI 250 + 1 TEI

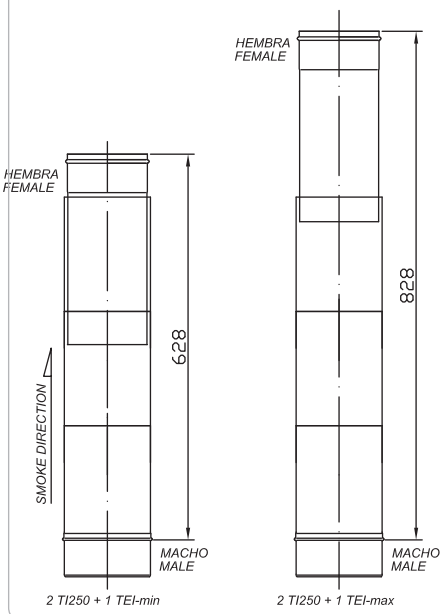

Composición 4:
1TI 500 + 1 TEI
1 TI 500 + 1 TI 250 + 1 TEI

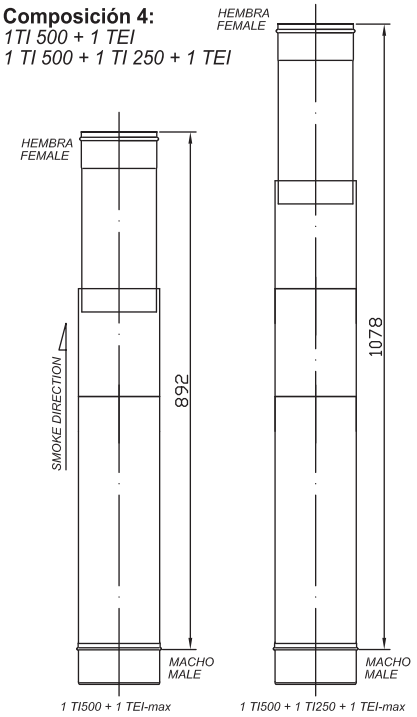

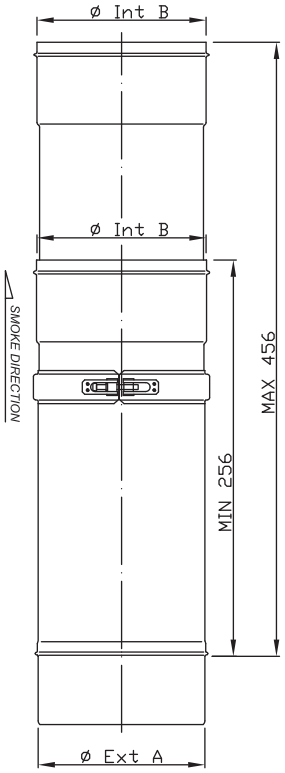

Bofill

CÁLCULO DE MEDIDAS Y DESVIACIONES EN GRADOS

CALCULATION TO DEFLECT IN DEGREE AND SIZES

2 CI 45 / 45º + TI 1000/500/250

Tubo/*Pipe* 1000

Ø	080	100	110	120	125	130	140	150	160	175	180	200	250	300
H	763	768	775	774	776	777	780	783	786	790	792	798	812	827
V	907	920	930	934	938	941	948	955	962	973	976	991	1026	1061

Tubo/*Pipe* 500

Ø	080	100	110	120	125	130	140	150	160	175	180	200	250	300
H	409	415	421	421	422	424	427	430	432	436	438	444	459	473
V	552	566	576	580	584	588	595	602	609	619	623	637	672	708

Tubo/*Pipe* 250

Ø	080	100	110	120	125	130	140	150	160	175	180	200	250	300
H	232	238	244	244	246	247	250	253	256	260	262	267	282	297
V	375	390	400	404	407	411	418	425	432	443	446	460	496	531

Ø	080	100	110	120	125	130	140	150	160	175	180	200	250	300
H	101	107	113	112	114	115	118	121	124	129	130	136	151	165
V	244	258	268	272	276	279	286	293	300	311	315	329	364	399

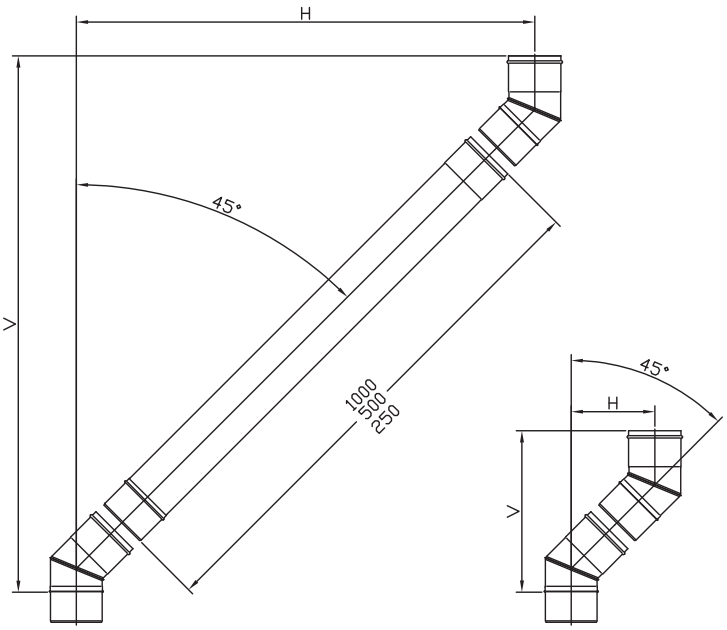

Tubo/*Pipe* 1000

Ø	080	100	110	120	125	130	140	150	160	175	180	200	250	300
H	804	814	822	824	827	829	834	839	844	852	854	864	889	914
V	864	874	883	884	887	889	894	899	904	912	914	924	949	974

Tubo/*Pipe* 500

Ø	080	100	110	120	125	130	140	150	160	175	180	200	250	300
H	451	461	469	471	473	476	481	486	491	498	501	511	536	561
V	511	521	529	531	533	536	541	546	551	558	561	571	596	621

Tubo/*Pipe* 250

Ø	080	100	110	120	125	130	140	150	160	175	180	200	250	300
H	274	284	292	294	296	299	304	309	314	321	324	334	359	384
V	334	344	352	354	356	359	364	369	374	381	384	394	419	444

Ø	080	100	110	120	125	130	140	150	160	175	180	200	250	300
H	142	152	160	162	165	167	172	177	182	190	192	202	227	252
V	202	212	220	222	225	227	232	237	242	250	252	262	287	312

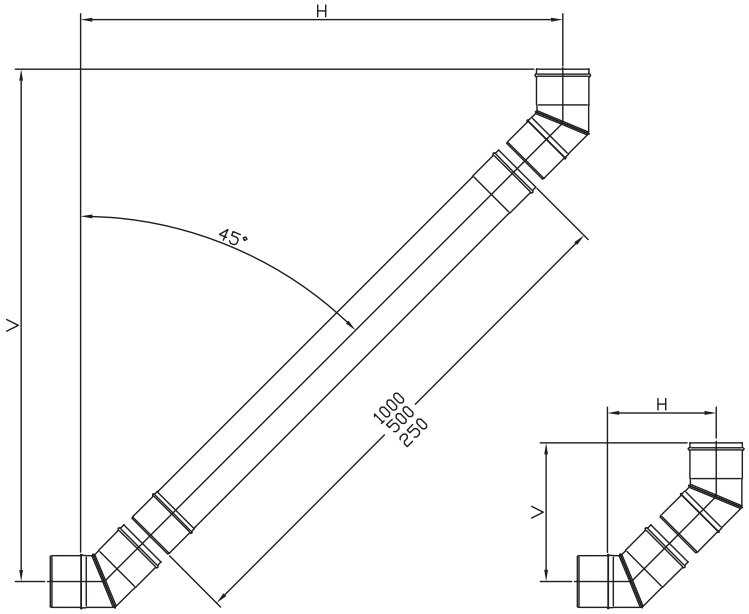

TUBERÍA ACERO INOXIDABLE AISI-304 SIMPLE PARED

AISI-304 STAINLESS STEEL PIPES

LISFLEX

Lisflex

Tubería acero inoxidable, doble pared con el interior liso.

Entubado de conductos de chimenea con el fin de evitar el humo proveniente de calderas de gas natural propano, gasóleo, leña, carbón, etc. No es apto para instalaciones donde haya ambientes alógenos, tales como: Lavanderías, tintorerías, etc.
Fabricado en acero inoxidable AISI-316 de 0,10 de espesor con doble hoja. Su pared interna, lisa, constituida en una sola banda, permite evitar los problemas de condensación.
Resiste una temperatura de 450º C, en funcionamiento normal, con puntas de 750º C.
La gran flexibilidad de LISFLEX, permite el entubado de chimeneas con problemas de condenación o rotura de paredes.

Smooth interior, double-wall, stainless steel Lisflex chimney pipes.

Chimney conduit casing to avoid smoke from the propane natural gas, gas oil, wood and coal fired stoves.
This is not suitable for installations with halogenous environments such as launderettes and dry cleaners.
Made from AISI-316, 0,10 mm thick double sheet stainless steel.
Its smooth inside wall, made from one strip, helps to avoid condesation problems.
It resists a temperature of 450º C, when working normally and continually, and up to 750º C temperature peaks.
The LISFLEX flexibility of the chimney casing means said casing is effective in chimneys with condensation problems or broken walls.

Ø	A	B	Radio Mínimo
80	80	83	240
100	100	103	240
110	110	113	240
120	120	123	240
125	125	128	270
130	130	133	270
140	150	143	270
150	150	153	270
160	175	163	300
175	175	178	300
180	180	183	330
200	200	203	330
225	250	228	600
250	250	253	600
300	300	303	740



Bofill

La tranquilidad de confiar en
quien te da seguridad

Tubería acero inoxidable Industrial

Industrial stainless steel pipes

Bofill

TUBERÍA ACERO INOXIDABLE AISI-304 SIMPLE PARED

AISI-304 STAINLESS STEEL PIPES

Tubos lisos / **TI - TI 500 - TI 333**

Smooth pipe / TI-TI 500 - TI 333

Ø	350	400	500	550	600	650	700	
A	350	400	500	550	600	650	700	
B	349	399	499	559	599	649	699	
C	930 / 430 / 260							
D	0.5			0.7				

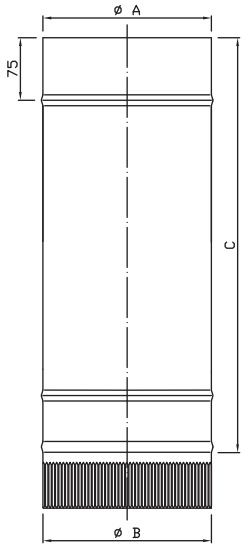

Codos / **CI45º** 350-700

Elbow / CI45º 350-700

Ø	350	400	450	500	550	600	650	700
A	350	400	450	500	550	600	650	700
B	349	399	449	499	549	599	649	699
C	99	119	131	140	176	188	201	219
D	281	327	358	385	467	496	527	571
E	0.5				0.7			

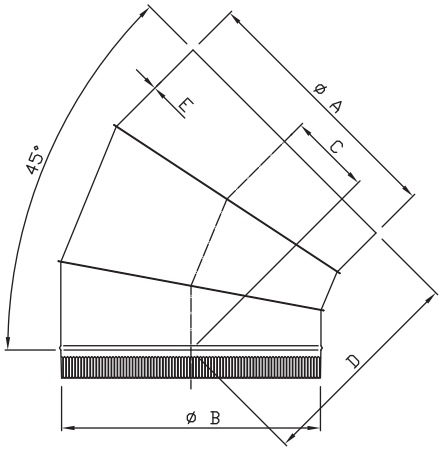

Codos / **CI90º** 350-700

Elbow / CI90º 350-700

Ø	350	400	450	500	550	600	650	700
A	350	400	450	500	550	600	650	700
B	349	399	449	499	549	599	649	699
C	385	423	465	533	583	532	673	731
D	335	385	420	490	539	492	632	786
E	0.5				0.7			

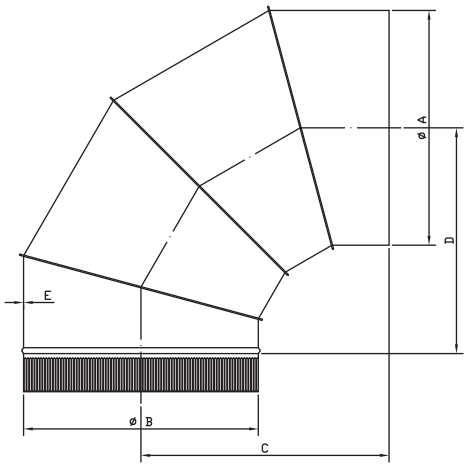

TUBERÍA ACERO INOXIDABLE AISI-304 SIMPLE PARED

AISI-304 STAINLESS STEEL PIPES

T con tapón / **TTI 90º 350-700**

T-section / TTI 90º 350-700

Ø	350	400	500	550	600	650	700
A	350	400	500	550	600	650	700
B	463	533	613	660	710	760	810
C	0.5		0.7				

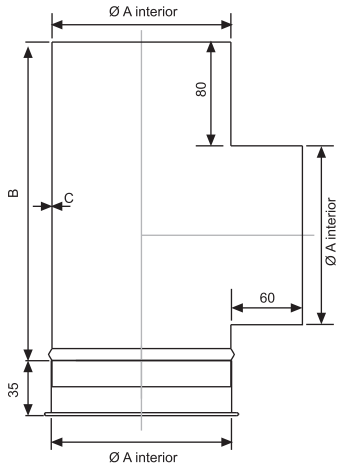

T con tapón / **TTI 45º 350-700**

T-section / TTI45º 350-700

Ø	350	400	500	550	600	650	700	
A	350	400	500	550	600	650	700	
B	603	673	813	892	962	1033	1104	
C	415	480	579	629	679	729	779	
D	0.5		0.7					

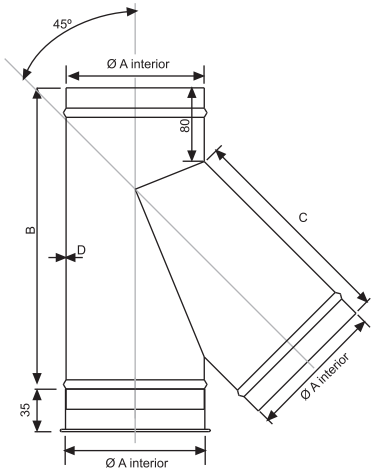

Brida / **BMGE**

Clamp / BMGE

Ø	350	400	450	500	550	600	650	700
A	350	400	450	500	550	600	650	700
B	444	495	546	597	647	697	747	798
C Min	210	235	260	285	310	335	360	385
C Max	264	289	314	339	364	389	414	439
D	7					12		

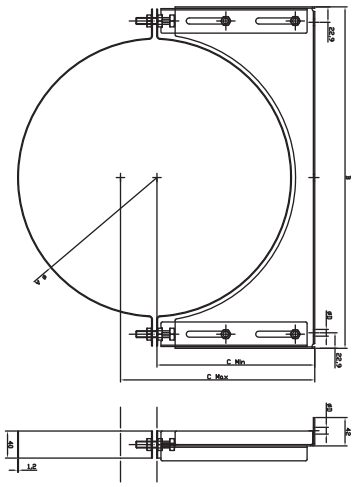

Bofill

TUBERÍA ACERO INOXIDABLE AISI-304 SIMPLE PARED

AISI-304 STAINLESS STEEL PIPES

Manguito hembra / **MHI 350-700**

Sleeve female / MHI 350-700

Ø	350 400 500	550 600 650 700
A	350 400 500	550 600 650 700
B	0.5	0.7

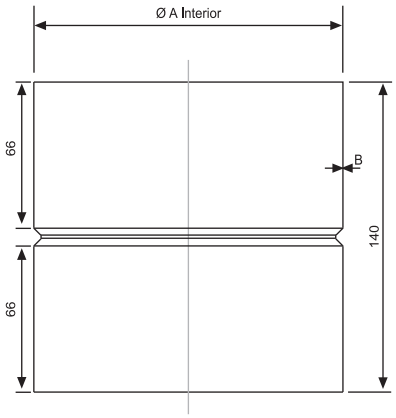

Manguito macho / **MMI 350-700**

Sleeve male / MMI 350-700

Ø	350 400 500	550 600 650 700
A	350 400 500	550 600 650 700
B	0.5	0.7

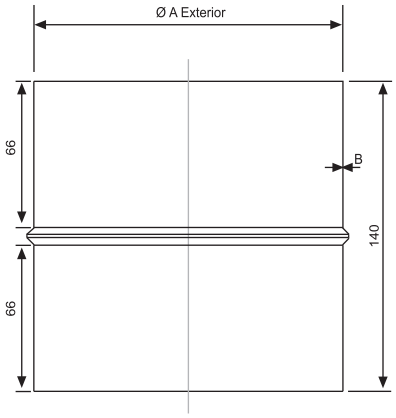

Embellecedor / **VIG 350-700**

Ornamenter / VIG 350-700



Ø	350 400 500 550 600 650 700		
A	350 400 500 550 600 650 700		
B	470 520 620 670 720 770 820		
C	42 44	65	70

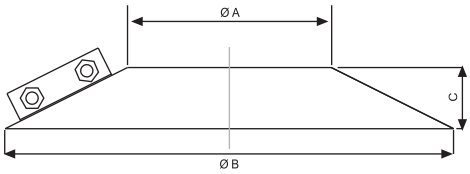

BI 350-500
BI 350-500

Ø	200	250	300	350	400	450	500
A	200	250	300	350	400	450	500
B	125	120					
C	400	500	600	700	800	800	950
D	273	315	334	349	392	425	442

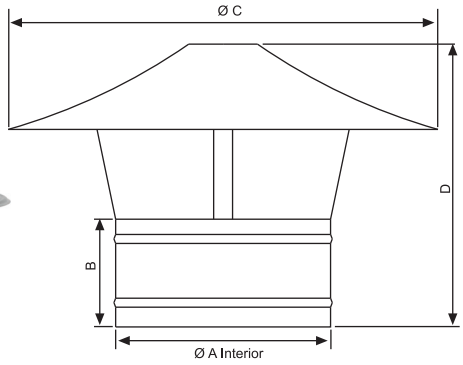

Final Cónico / **FCSP 550-700**
Conical End / FCSP 550-700

Ø	550	600	650	700
A	550	600	650	700
B	650	700	750	800

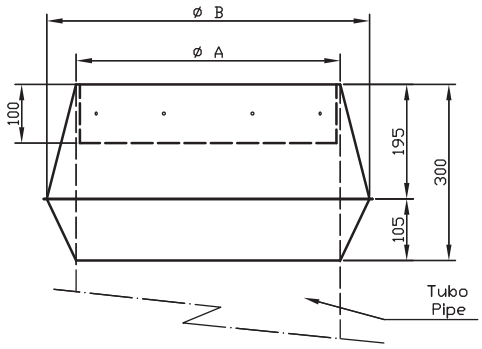

Bofill

La tranquilidad de confiar en
quien te da seguridad

Tubería chapa galvanizada de 0,5 / 0,8 mm

Galvanized pipes of 0,5 / 0,8 mm

Bofill

TUBERÍA CHAPA GALVANIZADA DE 0,5 mm
0,5 mm GALVANIZED PIPES

Tubo / **TG**
Pipe / TG





Ø	80	90	100	110	120	125	130	140	150
A	80	90	100	110	120	125	130	140	150
B	79	89	99	109	119	124	129	139	149

Tubo / **TGLL**
Pipe / TGLL

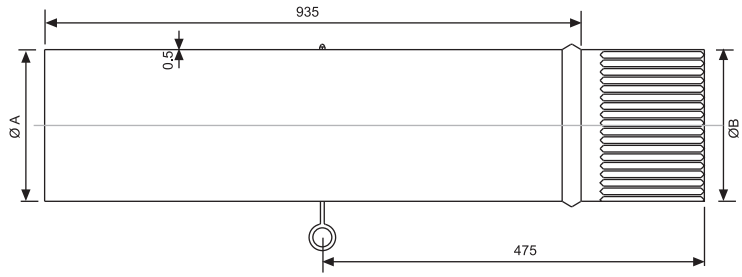

Ø	80	90	100	110	120	125	130	140	150
A	80	90	100	110	120	125	130	140	150
B	79	89	99	109	119	124	129	139	149

Codos rizados / **CCG 90º**
Curly elbow / CCG 90º

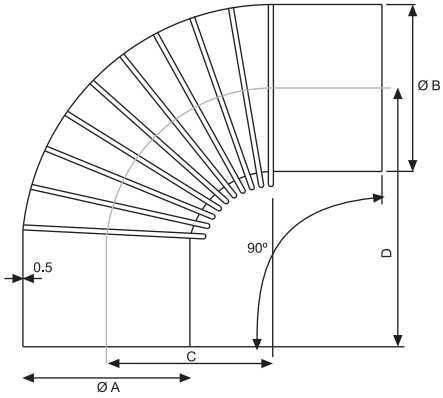

Ø	80	90	100	110	120	125	130	140	150
A	80	90	100	110	120	125	130	140	150
B	79	89	99	109	119	124	129	139	149
C	80	85	95	110	105	103	110	130	135
D	155	155	170	180	180	183	190	215	210

TUBERÍA CHAPA GALVANIZADA DE 0,5 mm

0,5 mm GALVANIZED PIPES

Codos rizados / **CAG 72º**

Curly elbow / CAG 72º

Ø	80	90	100	110	120	125	130	140	150
A	80	90	100	110	120	125	130	140	150
B	79	89	99	109	119	124	129	139	149
C	61	57	61	71	67	62	78	88	100
D	151	157	165	167	171	166	175	207	203

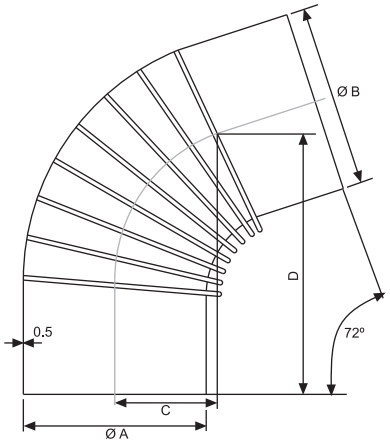

T simple sin tapón / **T 90º**

T-joint without plug / T 90º

Ø	100	110	120	125	130	140	150
A	100	110	120	125	130	130	150
B	266	280	280	310	310	320	320
C	80	85					
D	80	85	80	92	90	90	85



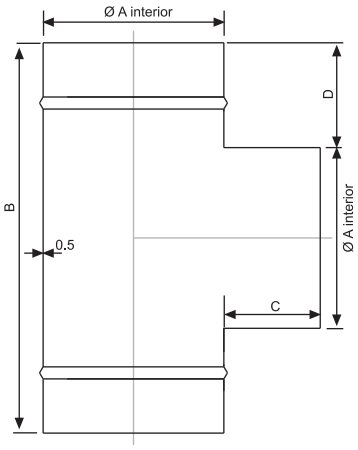

T simple con tapón / **TT 90º**

T-joint with plug / TT 90º

Ø	100	110	120	125	130	140	150
A	100	110	120	125	130	130	150
B	213	224	227	237	247	257	267

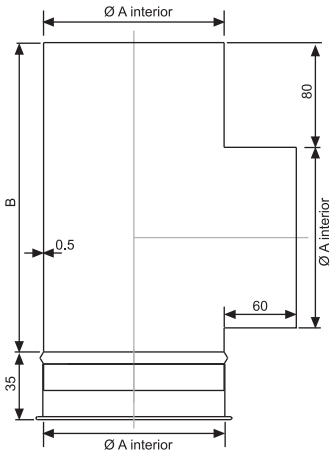

Bofill

TUBERÍA CHAPA GALVANIZADA DE 0,5 mm
0,5 mm GALVANIZED PIPES

Tapones / **TAP**
Plug / TAP

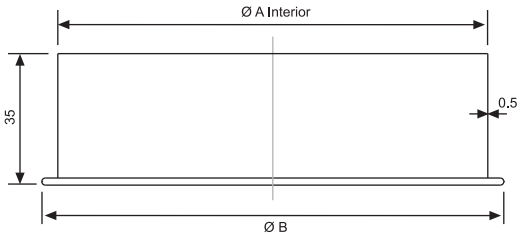

Ø	80	90	100	110	120	125	130	140	150
A	81	91	101	111	121	126	131	141	151
B	90	100	110	120	130	135	140	150	160

Manguitos / **MMG-MHG**
Sleeve / MMG-MHG





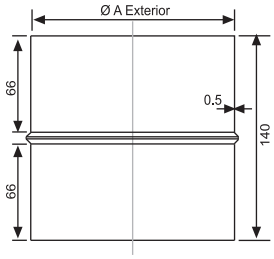

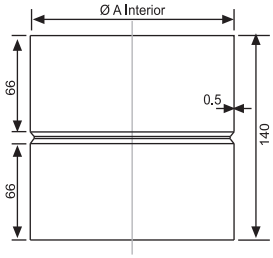

MMG

Ø	80	90	100	110	120	125	130	140	150
A	79	89	99	109	119	124	129	139	149

MHG

Ø	80	90	100	110	120	125	130	140	150
A	80	90	100	110	120	125	130	140	150

Reducciones / **RG**
Reducer / RG

Ø	A	B	C	D	E
110-80	110	80	35	35	95
120-90	120	90	75	75	185
110-100	110	100	65	65	135
120-100	120	100	65	65	150
125-100	125	100	70	70	175
125-110	125	110	60	60	130
140-125	140	125	75	75	185
150-100	150	100	70	70	200
150-120	150	120	70	70	170
150-125	150	125	70	70	175
150-130	150	130	70	70	175
150-140	150	140	65	65	140

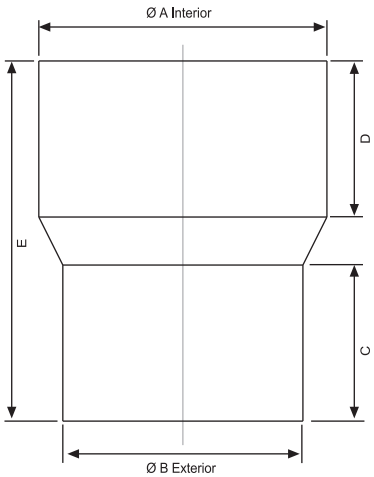

Sombrete / **BI**
Cap / BI

Atención: Es imprescindible instalar con Brida de seguridad BRIUE
Attention: It is essential to install with Bridle of security BRIUE

Ø	100	110	120	125	130	150	175	180	200	250	300
A	99	109	119	124	129	149	174	179	199	249	299
B	175	180	183	183	183	205	225	225	240	265	300
C	195	215	245	245	245	300	350	350	400	500	600
D	117	122	125	125	125	147	167	167	182	207	242

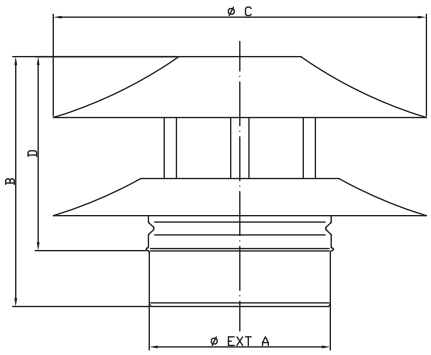

Sombrete / **BEXI**
Cap / BEXI

	A		B	C
	Min.	Max.		
BEXI nº 1	80	100	200	180
BEXI nº 2	110	130	245	195
BEXI nº 3	140	160	300	200
BEXI nº 4	175	200	350	210

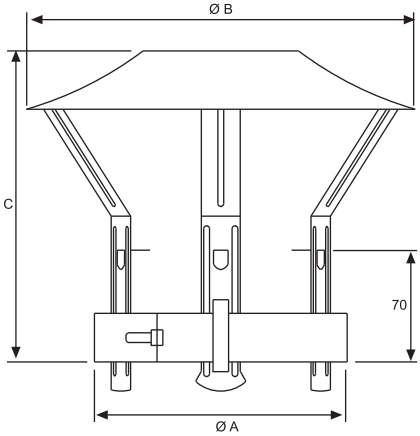

Sombrete / **SA**
Cap / SA

Atención: Es imprescindible instalar con Brida de seguridad BRIUE
Attention: It is essential to install with Bridle of security BRIUE

Ø	80	100	110	120	125	130	140	150	160	175	180	200	250	300
A	79	99	109	119	124	129	139	149	159	174	179	199	249	299
B	120	130	130	140	140	150	150	160	160	160	180	190	220	250
C	04												05	
D	180	200	210	220	220	230	240	250	260	260	280	300	400	450

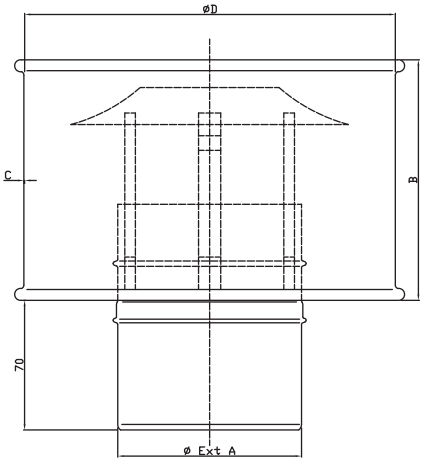

Bofill

TUBERÍA CHAPA GALVANIZADA DE 0,8 mm

0,8 mm GALVANIZED PIPES

Tubo / **TG08**

Smooth pipes / TG08

Ø	120	125	130	140	150	160	175	180	200	250	300	350	400	450	500	550	600	650	700
A	120	125	130	140	150	160	175	180	200	250	300	350	400	450	500	550	600	650	700
B	119	124	129	139	149	159	174	179	199	249	299	349	399	449	499	559	599	649	699
C	935															930			

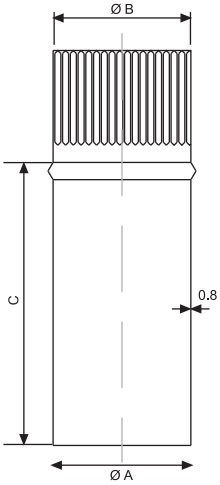

Codo rizado / **C30º** 120-200

Curly elbow / C30º 120-200

Ø	120	125	130	140	150	160	175	180	200
A	120	125	130	140	150	160	175	180	200
B	119	124	129	139	149	159	174	179	199
C	43	55	75	71	72	64	81	82	91
D	128	130	161	155	159	147	192	154	208

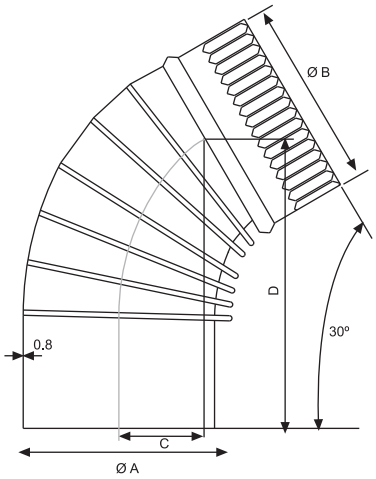

Codo rizado / **C45º** 80-200

Curly elbow / C45º 80-200

Ø	120	125	130	140	150	160	175	180	200
A	120	125	130	140	150	160	175	180	200
B	119	124	129	139	149	159	174	179	199
C	33	44	65	61	62	54	71	72	81
D	163	165	196	190	194	182	227	229	243

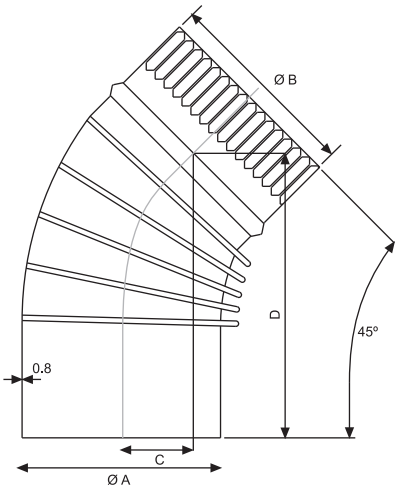

TUBERÍA CHAPA GALVANIZADA DE 0,8 mm

0,8 mm GALVANIZED PIPES

Codo rizado / **C60º** 120-200

Curly elbow / C60º 120-200

Ø	120	125	130	140	150	160	175	180	200
A	120	125	130	140	150	160	175	180	200
B	119	124	129	139	149	159	174	179	199
C	17	20	41	38	41	32	48	49	58
D	123	125	156	150	144	142	187	189	203

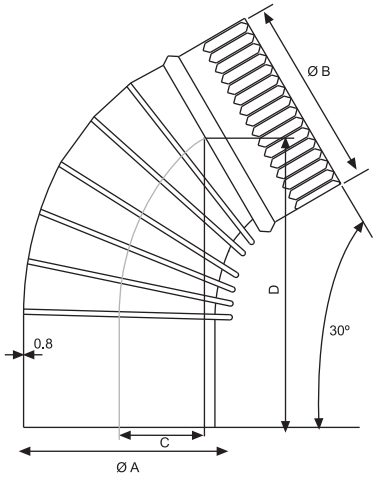

Codo rizado / **C90º** 120-200

Curly elbow / C90º 120-200

Ø	120	125	130	140	150	160	175	180	200
A	120	125	130	140	150	160	175	180	200
B	119	124	129	139	149	159	174	179	199
C	130	142	155	160	165	175	192	205	210
D	185	203	200	220	205	215	247	255	255

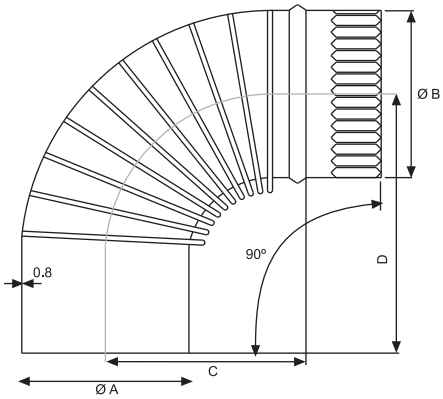

Codo segmento / **C30º** 250-700

Fragmented elbow / C30º 250-700

Ø	250	300	350	400	450	500	550	600	650	700
A	250	300	350	400	450	500	550	600	650	700
B	249	299	349	399	449	499	549	599	649	699
C	32	38	45	54	61	68	71	78	84	91
D	171	191	216	246	276	301	318	342	367	392

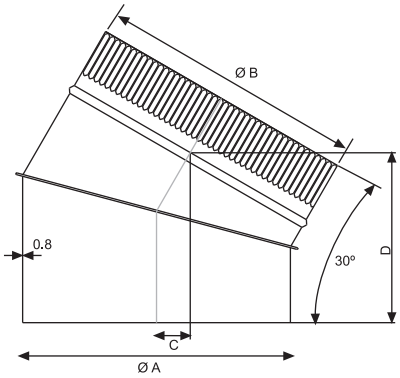

Bofill

TUBERÍA CHAPA GALVANIZADA DE 0,8 mm

0,8 mm GALVANIZED PIPES

Codo segmento / **C45º** 250-700

Fragmented elbow / C45º 250-700

Ø	250	300	350	400	450	500	550	600	650	700
A	250	300	350	400	450	500	550	600	650	700
B	249	299	349	399	449	499	549	599	649	699
C	66	90	96	118	133	154	165	179	194	209
D	198	246	275	328	363	416	451	485	521	555

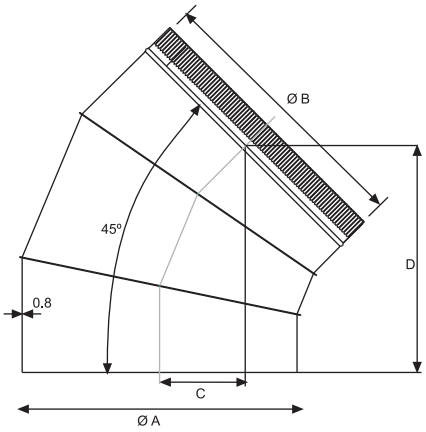

Codo segmento / **C60º** 250-700

Fragmented elbow / C60º 250-700

Ø	250	300	350	400	450	500	550	600	650	700
A	250	300	350	400	450	500	550	600	650	700
B	249	299	349	399	449	499	549	599	649	699
C	112	124	150	178	192	213	236	256	280	305
D	242	273	317	362	391	429	469	503	547	590

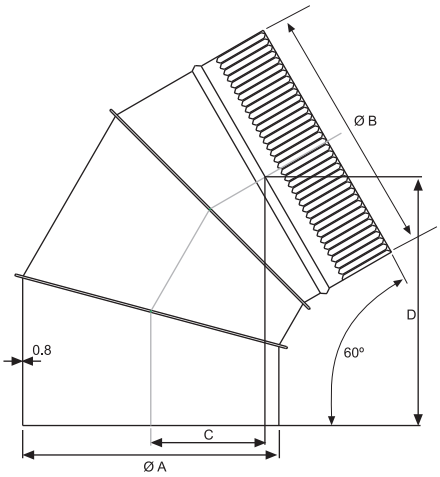

Codo segmento / **C90º** 250-700

Fragmented elbow / C90º 250-700

Ø	250	300	350	400	450	500	550	600	650	700
A	250	300	350	400	450	500	550	600	650	700
B	249	299	349	399	449	499	549	599	649	699
C	195	270	322	376	440	508	498	536	611	660
D	241	312	368	419	487	541	556	605	663	710

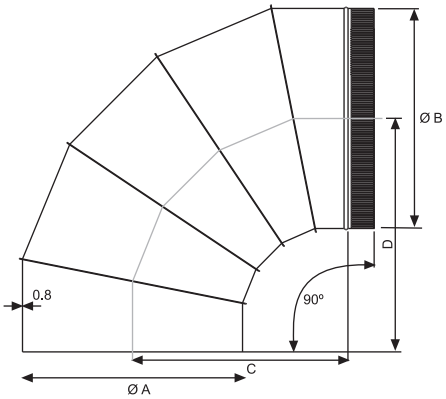

TUBERÍA CHAPA GALVANIZADA DE 0,8 mm

0,8 mm GALVANIZED PIPES

T simple sin tapón / **TS90º**

T section without plug / TS90º

Ø	120	125	130	140	150	160	175	180	200	250	300	350	400	450	500	550	600	650	700
A	120	125	130	130	150	160	175	180	200	250	300	350	400	450	500	550	600	650	700
B	280	310	310	320	320	330	345	350	370	420	470	520	570	620	670	720	770	820	870
C	85																		
D	80	92	90	85															

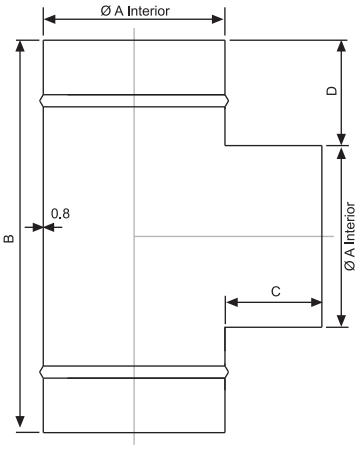

T simple con tapón / **TTS90º**

T section with plug / TTS90º

Ø	120	125	130	140	150	160	175	180	200	250	300	350	400	450	500	550	600	650	700
A	120	125	130	140	150	160	175	180	200	250	300	350	400	450	500	550	600	650	700
B	236	237	247	257	267	277	292	302	318	368	427	463	533	573	613	660	710	760	810

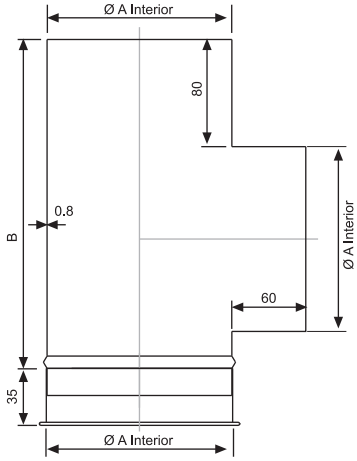

T simple con tapón / **TTS45º**

T section with plug / TTS45º

Ø	120	125	130	140	150	160	175	180	200	250	300	350	400	450	500	550	600	650	700
A	120	125	130	140	150	160	175	180	200	250	300	350	400	450	500	550	600	650	700
B	283	292	299	313	327	337	377	369	397	467	537	603	673	744	813	892	962	1033	1104
C	209	214	215	215	233	243	262	267	288	337	387	415	480	530	579	629	647	729	779

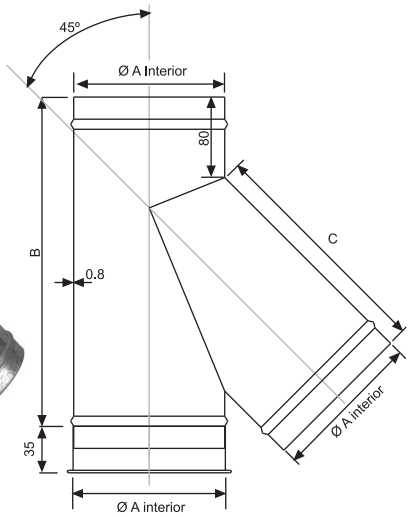

Bofill

TUBERÍA CHAPA GALVANIZADA DE 0,8 mm
0,8 mm GALVANIZED PIPES

Sombrete / **SBI**
Cap / SBI

Ø	200	250	300	350	400	450	500
A	200	250	300	350	400	450	500
B	125	120					
C	400	500	600	700	800	800	950
D	273	315	334	349	392	425	442

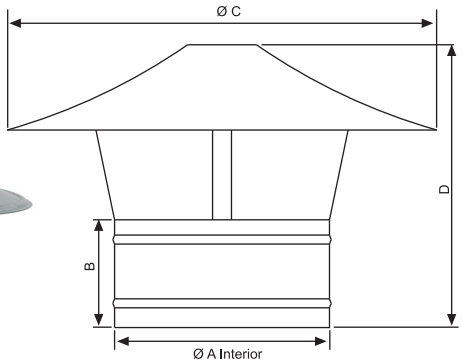

Sombrerete regulable / **BEXI**
Cap with weather vare / BEXI

	A		B	C
	Min.	Max.		
BEXI nº 1	80	100	200	180
BEXI nº 2	110	130	245	195
BEXI nº 3	140	160	300	200
BEXI nº 4	175	200	350	210

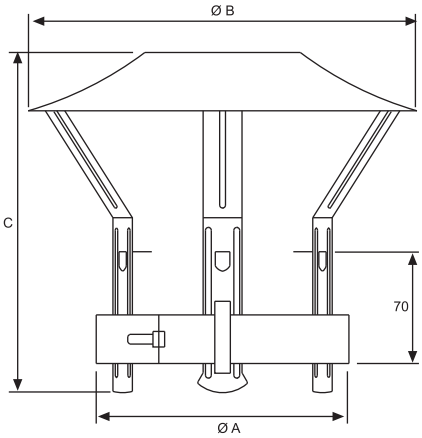

Final Cónico / **FCG 550-700**
Conical End / FCG 550-700

Ø	550	600	650	700
A	550	600	650	700
B	650	700	750	800

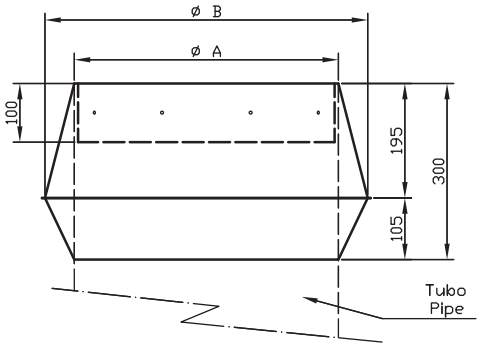

TUBERÍA CHAPA GALVANIZADA DE 0,8 mm

0,8 mm GALVANIZED PIPES

Registro / **REG**

Handhole / REG

Ø	120	125	130	140	150	160	175	180	200	250	300	350	400	450	500
A	120	125	130	140	150	160	175	180	200	250	300	350	400	450	500
B	200						300			360	450	500	550	600	650
C	180								210	250		300		350	

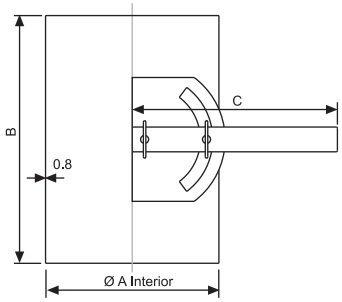

Reducciones / **RG**

Reducer / RG

Ø	A	B	C	D	E
150-100	150	100	70	70	200
150-120	150	120	70	70	170
150-125	150	125	70	70	175
150-130	150	130	70	70	175
150-140	150	140	65	65	140
175-150	175	150	70	70	175
180-150	180	150	70	70	180
200-150	200	150	70	70	200
200-175	200	175	70	70	175
200-180	200	180	70	70	180
250-200	250	200	70	70	200
300-200	300	200	70	70	250
300-250	300	250	70	70	200
350-250	350	250	70	70	250

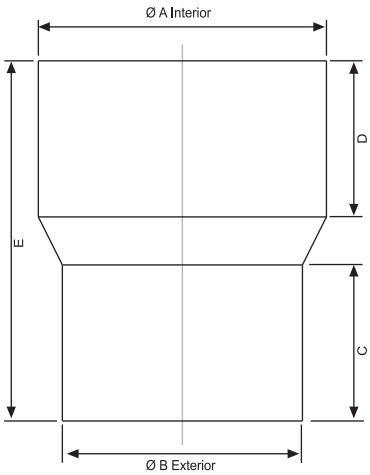

Bofill

La tranquilidad de confiar en
quien te da seguridad

Tubería vitrificada a 900º

900º Vitrified black pipes

Bofill

TUBERÍA VITRIFICADA A 900º

900º VITRIFIED BLACK PIPES

Tubos lisos / **TVNB - TVNB 500**

Smooth pipe / TVNB - TVNB 500



Ø	100	110	120	125	150	175	200
A	100	110	120	125	150	175	200
B	99	109	119	124	149	174	199
C	935/435						930/430
D	0.5						0.7

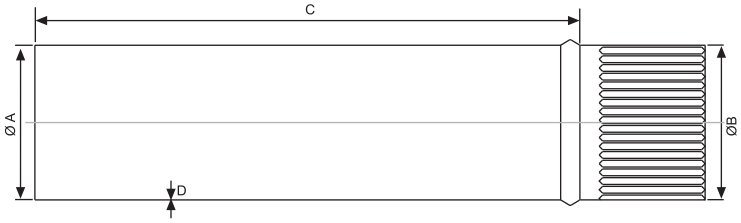

Tubos con llave / **TVNBLL**

Pipe with flap valve / TVNBLL



Ø	100	110	120	125	150	175	200
A	100	110	120	125	150	175	200
B	99	109	119	124	149	174	199
C	935						930
D	0.5						0.7

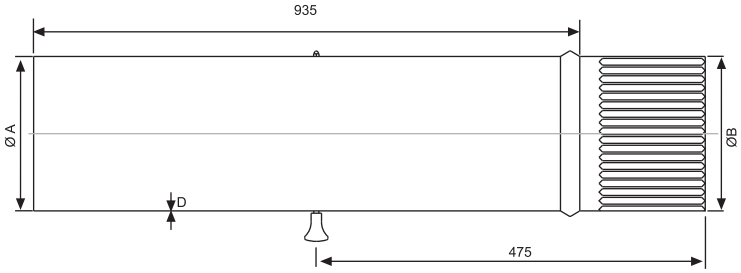

Codo vitrificado 90º / **CVNB90º**

Vitrified elbow / CVNB90º

Ø	100	110	120	125	150	175	200
A	100	110	120	125	150	175	200
B	99	109	119	124	149	174	199
C	125	132	136	136	160	188	205
D	170	177	180	178	225	257	270
E	0.5						0.7

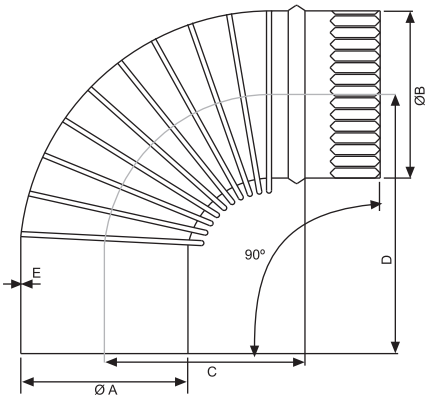

TUBERÍA VITRIFICADA A 900º

900º VITRIFIED BLACK PIPES

Codo vitrificado 72º / **CVNB72º**

Vitrified elbow / CVNB72º

Ø	100	110	120
A	100	110	120
B	99	109	119
C	103	96	90
D	194	188	183

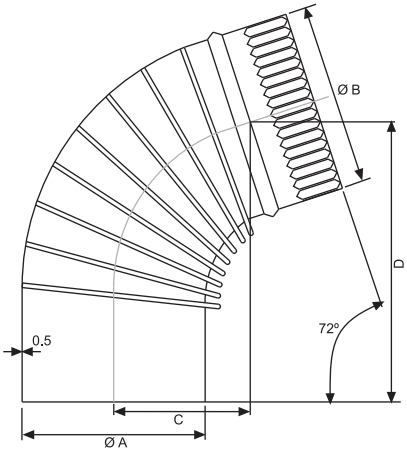

Codo vitrificado 45º / **CVNB45º**

Vitrified elbow / CVNB45º

Ø	125	150	175	200
A	125	150	175	200
B	124	149	174	199
C	40	52	51	61
D	163	178	192	218
E	0.5		0.7	

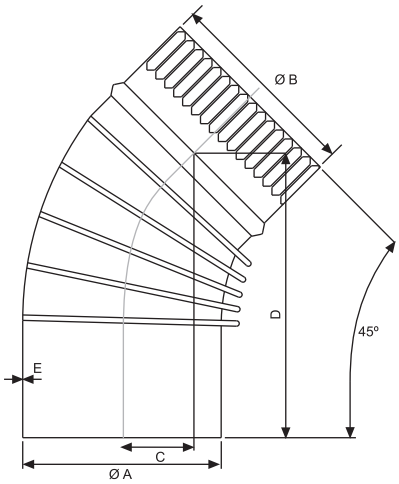

T con tapón / **TTVNB90º**

Tee with plug / TTVNB90º

Ø	100	110	120	125	150	175	200
A	100	110	120	125	150	175	200
B	217	218	227	237	267	288	318
C	0.5					0.7	

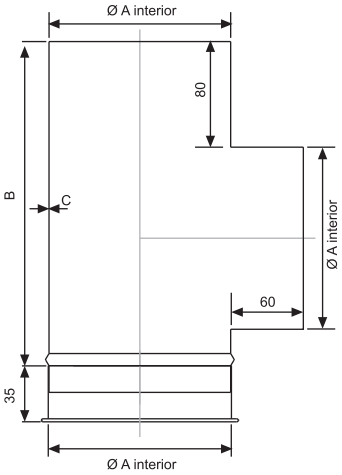

Embellecedores / **EVNB**
Ornamenter / EVNB

Ø	100	110	120	125	150	175	200
A	103	113	123	128	153	178	203
B	160	170	205	210	240	265	285

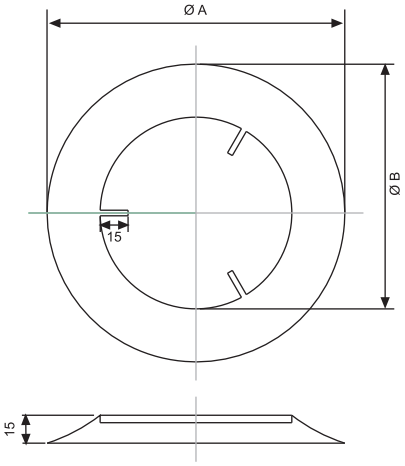

Sombreretes / **SV**
Cap / SV

Ø	100	110	120	125	150	175	200
A	100	110	120	125	150	175	200
B	200	215	240	250	295	340	400
C	205	220	235	235	240	255	260
D	0.5					0.7	

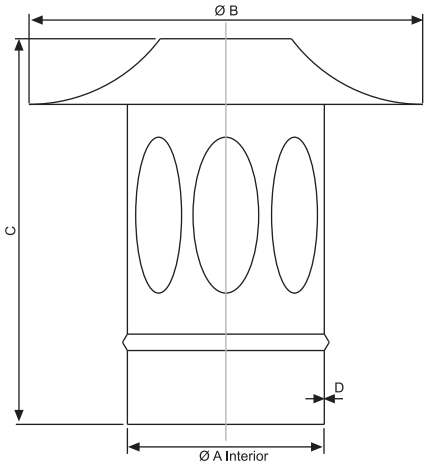

Reducciones / **RVNB**
Reducer / RVNB

Ø	A	B	C	D	E
110-100	110	100	65	65	135
120-100	120	100	65	65	150
125-110	125	110	60	60	130
150-120	150	120	70	70	170
150-125	150	125	70	70	175

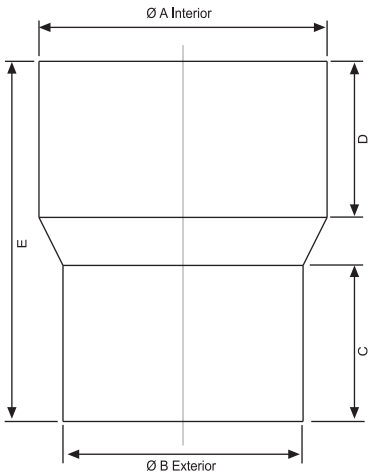

Manguito macho / **MMV**
Sleeve male / MMV

Ø	100	110	120	125	150	175	200
A	99	109	119	124	149	174	199
B	0.5				0.7		

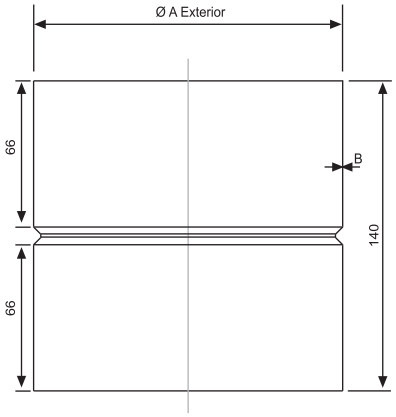

Manguito hembra / **MHV**
Sleeve female / MHV

Ø	100	110	120	125	150	175	200
A	100	110	120	125	150	175	200
B	0.5				0.7		



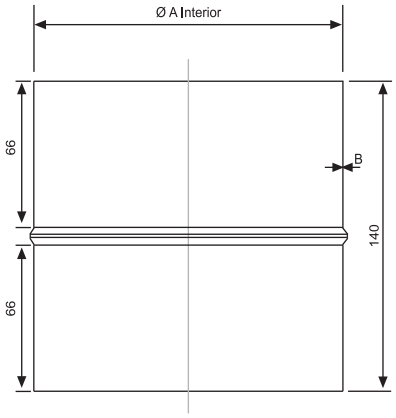

Bofill

Pol. Ind Vila-seca, 1 Apdo. de Correos, 45
08571 Sant Vicenç de Torelló (BCN-Spain)
T. 93 859 35 11 F. 93 859 33 00
www.bofill.es info@bofill.es

© eudaldmaideudesign 07.2008